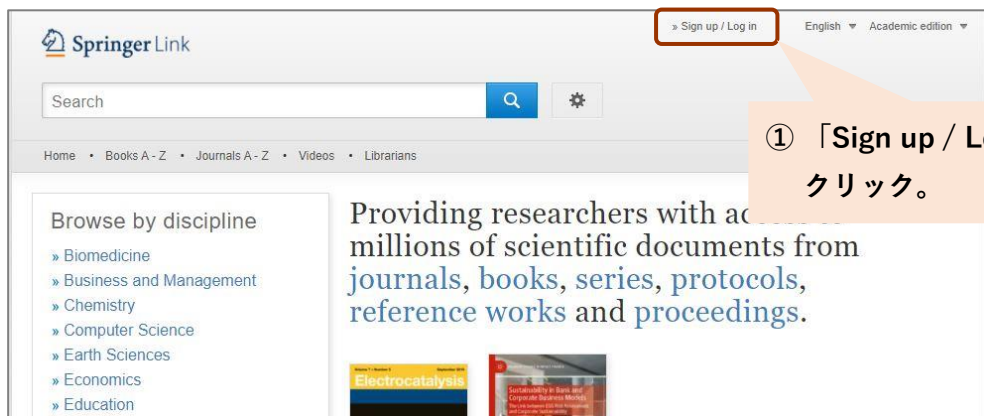



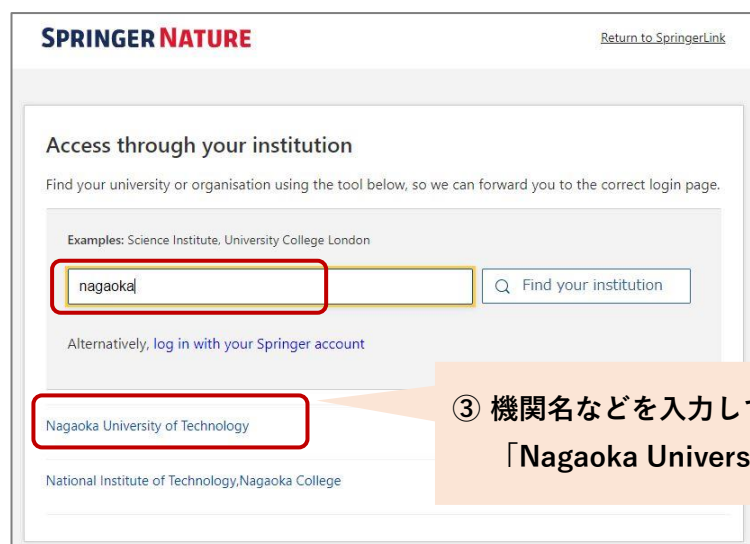
■SpringerLink の設定方法



The screenshot shows the SpringerLink homepage. In the top right corner, there is a link that says "Sign up / Log in". An orange callout box with a white border points to this link and contains the text: "① 「Sign up / Log in」 をクリック。"



The screenshot shows the Springer login page. It says "Welcome back. Please log in." and has fields for "Email" and "Password". Below the fields is a "Log in" button. Underneath, there are several links: "Log in using a corporate account", "Access via your institution", and "Problems logging in?". An orange callout box with a white border points to the "Access via your institution" link and contains the text: "② 「Access via your institution」 をクリック。"



The screenshot shows the "Access through your institution" page on Springer Nature. It asks the user to "Find your university or organisation using the tool below, so we can forward you to the correct login page." There is a search box with "nagaoka" entered. Below the search box, there are search results: "Nagaoka University of Technology" (highlighted with a red box), "National Institute of Technology, Nagaoka College", and "Nagaoka College". An orange callout box with a white border points to the "Nagaoka University of Technology" result and contains the text: "③ 機関名などを入力して検索し、「Nagaoka University of Technology」を選択。"

学外から電子ジャーナル/データベースを利用する

Our Identity Provider
(replace this placeholder with your organizational logo / label)

ログインサービス: Springer

ユーザ名

パスワード

ログインを記憶しません。

送信する情報を再度表示して送信の可否を選択します。

 **Springer** The
world's most comprehensive online collection of scientific, technological and medical journals.

④ 統合アカウント（学生は s から、教員は t から始まる）の情報を入力してログインする。

→ お困りの方はこちら